JDI Smart Parking Solution









JDI Solutions ▷ ▷ ▷

Parking Fee Payment System
Vehicle Access Control System
Sensor-based Parking Guidance System
Video-based Parking Guidance System
Unmanned On-street Payment System
Unmanned Payment System for Small-scale Parking Lots
Integrated Parking Management System

주식회사 제이디아이커넥티드
JDI CONNECTED Co.,Ltd.
www.jdi-connected.com

AI, IoT, NetWorking 기반 주차관제 솔루션 전문기업 입니다.

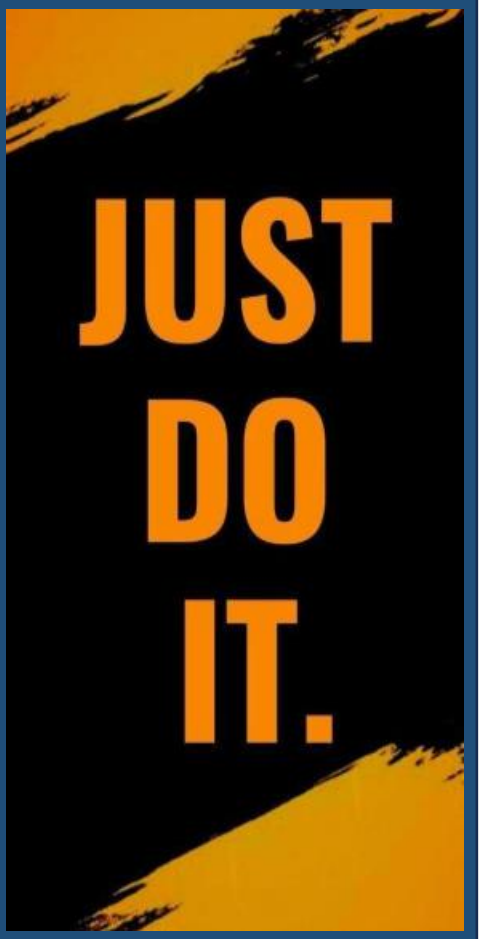

주식회사 **제이디아이커넥티드**는

AI 영상인식 기술을 기반으로한 객체검출, 추적, 문자인식 기술을 통한 차량번호인식 주차관제시스템, 센서 및 영상인식 기반 주차 유도시스템, 노상 무인주차관제시스템 및 소규모 무인주차관제시스템 등의 솔루션을 개발 •보급하고 있습니다.

Iot & Networking 기술을 기반으로 한 저비용, 고기능의 솔루션 개발에 지속적인 노력을 기울이고 있습니다.

JUST DO IT!

주저하지 말고 먼저, 부딪쳐서 완벽함을 만든다 " 는 정신으로 고객과 사용자 중심의 제품과 솔루션을 통해 글로벌 표준을 만들어 가겠습니다.

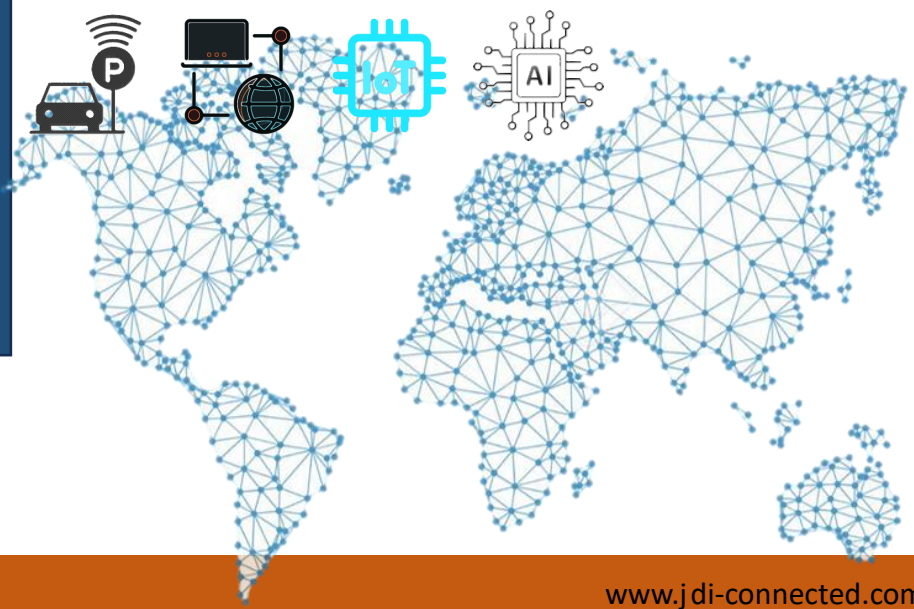

Business Models …



Parking Solution

- Parking Fee Payment System
- Vehicle Access Control System
- Unmanned On-street Payment System
- Unmanned Payment System for Small-scale Parking Lots
- Integrated Parking Management System



Parking Guidance Solution

- Sensor-based Parking Guidance System
- Video-based Parking Guidance System



IoT NetWorking Solution

- Bluetooth-based Vehicle Barrier Control System
- Web Server-based Vehicle Barrier Control System
- Temperature and Humidity Panel Control System
- Panel Power Control System



AI Video Recognition Solution

- Video object detection technology
- Object tracking technology
- Character and license plate recognition technology
- Front and rear license plate recognition technology
- Side license plate recognition technology



Catalogue

Smart Parking System

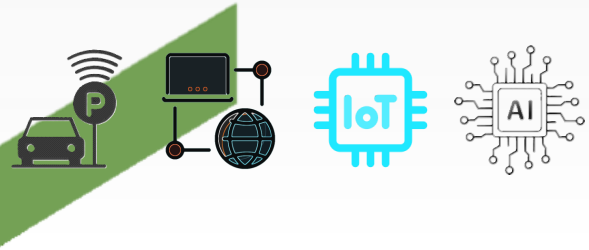



Auto barrier gate

Model Number : JDI_GATE_1000

The advantage of Automatic Barrier is that by using BLDC motor, Up action can be adjusted quickly and down action can be adjusted slightly slowly, and both action time can be finely adjusted from about 1 to 5 seconds.
And by using the powerful dynamic brake function of the BLDC motor, it minimizes the vibration of the barrier arm.

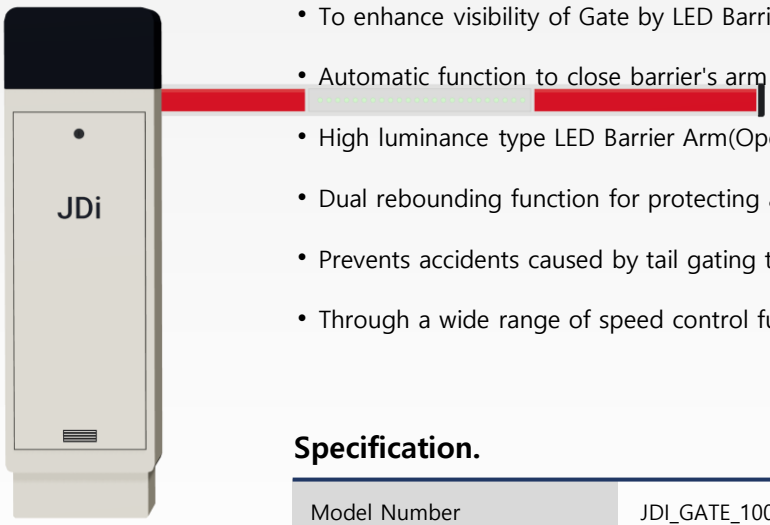

Features.

- To enhance visibility of Gate by LED Barrier Arm
- Automatic function to close barrier's arm after 10~120 seconds
- High luminance type LED Barrier Arm(Open: Green/ Close: Red)
- Dual rebounding function for protecting accident
- Prevents accidents caused by tail gating through vehicle counter(Max. 4 car)
- Through a wide range of speed control function(1 to 5 Seconds)

Specification.

Model Number	JDI_GATE_1000
Power Supply	AC220V ± 10%, 50/60Hz
Motor Type	Brushless Direct Current motor
Motor Power	120W
Controller	BLDC Control Board
Vehicle Detector	1ch Detector on the Control Board
Setting Tool	NFC Control Board
Communication	RS232C, Ethernet
Arm Bracket	Adjustable Bracket(Left / Right Direction)
Working Temperature	-20℃ ~ 60℃
Material	1.6T, Powder Coating
Dimensions(WxDxH)	320 x 320 x 1125(mm)

License Plate Recognition & Auto Barrier gate

Model Number : JDI_ANPR_1000

JDI ANPR is developed with powerful AI deep learning technology that uses industrial camera to recognize number plate with high accuracy and fast speed.
The advantage of Automatic Barrier is that by using BLDC motor, Up action can be adjusted quickly and down action can be adjusted slightly slowly, and both action time can be finely adjusted from about 1 to 5 seconds.
Combining a ANPR & Auto barrier gate ensures excellent space efficiency.

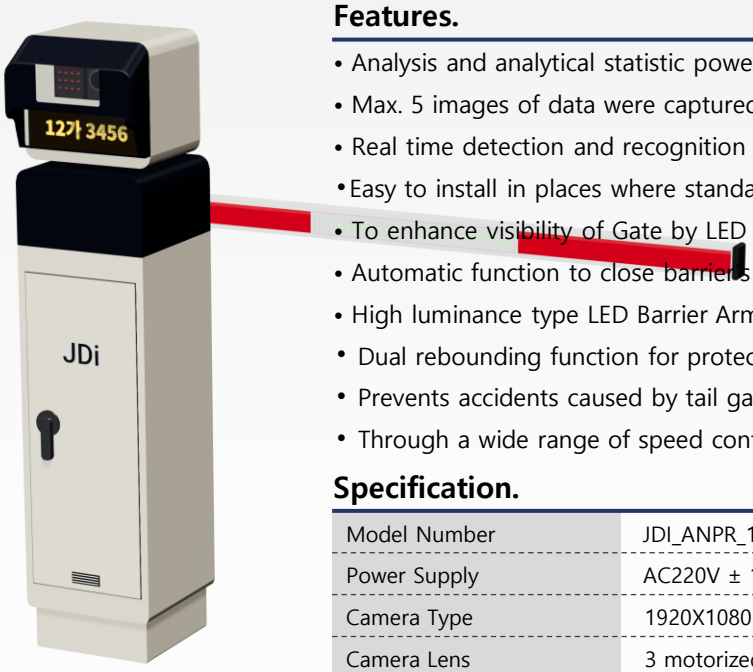

Features.

- Analysis and analytical statistic powered by Neural Network AI
- Max. 5 images of data were captured and recorded for high performance
- Real time detection and recognition process for vehicles license plate
- Easy to install in places where standard LPR is difficult to install
- To enhance visibility of Gate by LED Barrier Arm
- Automatic function to close barrier's arm after 10~120 seconds
- High luminance type LED Barrier Arm(Open: Green/ Close: Red)
- Dual rebounding function for protecting accident
- Prevents accidents caused by tail gating through vehicle counter(Max. 4 car)
- Through a wide range of speed control function(1 to 5 Seconds)

Specification.

Model Number	JDI_ANPR_1000
Power Supply	AC220V ± 10%, 50/60Hz
Camera Type	1920X1080 Pixel, CMOS
Camera Lens	3 motorized Zoom Lens
LPR method	AI Deep Learning
Recognized Speed	Within 0.1 seconds
O/S	Windows 11 IoT
Communication	TCP/IP
LED Display	288x96x15mm, 3072Dots, Full Color
Trigger Type	Start Trigger
Lighting	IR 730nm LED
Motor Type	Brushless Direct Current motor
Motor Power	120W
Controller	BLDC Control Board
Vehicle Detector	1ch Detector on the Control Board
Setting Tool	NFC Control Board
Arm Bracket	Adjustable Bracket(Left / Right Direction)
Working Temperature	-20℃ ~ 60℃
Material	1.6T, Powder Coating
Dimensions(WxDxH)	320 x 320 x 1420(mm)

License Plate Recognition

Model Number : JDI_ANPR_2000

JDI ANPR is developed with powerful AI deep learning technology that uses industrial camera to recognize number plate with high accuracy and fast speed.

This product can be installed – either alongside the main unit or on the opposite side of the entry / exit path, as well as at the front or rear – to improve license plate recognition rates.



Features.

- Analysis and analytical statistic powered by Neural Network AI
- Max. 5 images of data were captured and recorded for high performance
- Real time detection and recognition process for vehicles license plate
- Easy to install in places where standard LPR is difficult to install
- Auxiliary device of Dual ANPR system
- Can be positioned to the left or right of the entry / exit lane
- Allows for license plate recognition at the lane from the rear

Specification.

Model Number	JDI_ANPR_2000
Power Supply	AC220V ± 10%, 50/60Hz
Camera Type	1920X1080 Pixel, CMOS
Camera Lens	3 motorized Zoom Lens
LPR method	AI Deep Learning
Recognized Speed	Within 0.1 seconds
O/S	Windows 11 IoT
Communication	TCP/IP
Trigger Type	Start Trigger
Lighting	IR 730nm LED
Working Temperature	-20℃ ~ 60℃
Material	1.6T, Powder Coating
Dimensions(WxDxH)	200 x 220 x 1270(mm)

Auto Pay Station

Model Number : JDI_APS_1000

The JDI Auto Pay Station is a device that enables users to pay their parking fees. Once a vehicle's License plate is recognized, the parking fee is calculated via the parking management server-in coordination with a web-based discount server – and transmitted to the Auto Pay Station.
Users can then conveniently settle their parking charges using QR-Code discounts, credit cards, or various digital payment methods.



Features.

- Automatic parking fee computation and collection
- Integrated with cashless payment application
- Credit / Debit Card, Easy-Payment, Web-discount. QR Code Discount Voucher
- Provides a payment feature and extending for season passes.
- Parking fee non-payment processing and payment function.

Specification.

Model Number	JDI_APS_1000
Power Supply	AC220V ± 10%, 50/60Hz
Monitor	15" capacitive touchscreen
Processor	2.3G Quad CPU
Memory	DDR3 8G Ram
Internal Storage	128G Transand
O/S	Windows 11 IoT
Communication	TCP/IP
Voice Intercom	Support
Receipt Printer	60mm Thermal Printer
Temperature&Humidity	Support(Heater & Fan Control)
Payment Option	Credit / Debit Card, Easy Payment(Samsung, KB Pay)
Discount Option	Web discount, Manual discount, Qr-code discount voucher
Navigation Keypad	Support
Working Temperature	-20℃ ~ 60℃
Material	1.6T, Powder Coating
Dimensions(WxDxH)	450 x 405 x 1465(mm)

Slave Intercom

Model Number : JDI_ITCM_1000

Generally, the slave intercom installed at the entry and exit of carpark supports communication effectively between the guest and the parking operator through the connected master intercom in case of emergency or system failure.

Noise and echo-cancellation technologies are applied, enabling clear voice communication with the mast intercom.



Features.

- Noise and echo cancellation technology
- Supporting mutual communication between guest and operator

Specification.

Model Number	JDI_ITCM_1000
Power Supply	AC220V ± 10%, 50/60Hz
Interphone	VoIP
IP Network	TCP/IP, Static IP Address & Dynamic IP Address Support, 10/100 Based-T : 1Port
DTMF-Relay	RTP, RFC2833, SIP info
SIP Transport	UDP / TCP / TLS
Audio Output	Max. 3W
Terminal Board	Speaker & MIC & Manual Button Support
Operating Environment	Outdoor
Working Temperature	-20℃ ~ 60℃
Material	1.6T, Powder Coating
Dimensions(WxDxH)	290 x 220 x 1270(mm)

Master Intercom

Model Number : JDI_ITCM_2000

Generally, the slave intercom installed at the entry and exit of carpark supports communication effectively between the guest and the parking operator through the connected master intercom in case of emergency or system failure.

Noise and echo-cancellation technologies are applied, enabling clear voice communication with the mast intercom.



Features.

- Noise and echo cancellation technology
- Supporting mutual communication between guest and operator

Specification.

Model Number	JDI_ITCM_2000
IP Network	IPv4(RFC 791), IPv6(RFC1883), TCP, UDP, HTTP, ARP, ICMP
Display	Positive FSTN Graphic 131 x 64 dots (Mono)
Call Function	Call Forwarding / Call Hold / Call screen (Do Not Disturb) / Call Pickup / Call Transfer
Network & Interface	100Mbps RJ45 LAN/PC port, 3.5mm headset/handset jack, support for dynamic IP(DHCP) and static IP/PPPoE
Power Supply	DC5V, 2A
Keys and Buttons	Dial Keys : 12keys(ITU E.161)
Codec	CNG(Comfort Noise Generation) / EchoCancellation
Save Short Number	100
Headset	Support
Dimensions(WxDxH)	170 x 225 x 122(mm)

Entrance General Parking Display

Model Number : JDI_EGPD_1000

The Entrance Display Module indicates total numbers of available parking bays by floor or zone.

The numbers updated in real-time in regard with status of parking bay.



Features.

- The number of available parking spaces is updated in real time.
- Quick parking guidance, preventing traffic congestion.

Specification.

Model Number	JDI_EGPD_1000
Power Supply	AC220V ± 10%, 50/60Hz
Display Module	P2.5 RGB LED Matrix Module 64x32 Pixels 160x80mm
Module Power	Max. 15W
Module Electric Current	Max. 2.8A
Installation Type	Stand alone
Communication	TCP/IP, RS485, RS232C
Working Temperature	-20℃ ~ 65℃
Material	1.6T, Powder Coating
Dimensions(WxDxH)	420 x 160 x 1000(mm)

Entrance General Parking Display

Model Number : JDI_LDM_1000

The Local Display Module indicates total numbers of available parking by each floor or each zone.
The numbers updated in real-time in regard with status of parking bay.

Features.

- Displays the parking situation for each floor or designated area
- Quick parking guidance, preventing traffic congestion.

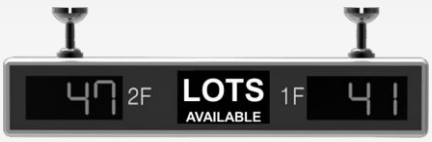

Specification.

Model Number	JDI_LDM_1000
Power Supply	AC220V ± 10%, 50/60Hz
Display Module	96mm high-brightness LED
Power Consumption	5W
Current Consumption	200mA
Installation Type	Hanging
Communication	TCP/IP, RS485, RS232C
Working Temperature	-10℃ ~ 40℃
Material	Aluminum
Dimensions(WxDxH)	1600 x 80 x 250(mm)

Ultrasonic Sensor Module

Model Number : JDI_USM_1000

Ultrasonic Sensor Module (USM) detects empty parking spaces using ultrasonic sensors located on each parking bay and provides parking bay information in real time to encourage drivers to park quickly, and supports monitoring of various statistical data and carpark operations.



Features.

- High Performance Ultrasonic Sensor – Parking Guidance System
- All in one device with Ultrasonic Sensor & LED Light
- To monitor long-term parking via software alarm
- Detecting distance : 0.3m - 5m
- To monitor status of carpark in real time via software dashboard
- Quick parking guidance, preventing traffic congestion

Specification.

Model Number	JDI_USM_1000
Power Supply	DC24V
Power Consumption	0.2W
Detection Rate	99%
LED Light	Red, Green
Maximum number of nodes	127(Optimal number of nodes : > 64)
Flash Light Color	White
Flash Frequency	2S/Time, 1S on and 1S off
Detecting Distance	0.3 ~ 5M
Communication	DC Powered Line Communication
Installation Height	2m ~ 3m, 2.5m recommend
Horizontal Distance	1.0m ~ 1.8m, 1.0m Recommend
Material	Flame retardant ABS
Dimensions(WxDxH)	75 x ø x 82(mm)

Geomagnetic Wireless Sensor Module

Model Number : JDI_GWSM_1000

Geomagnetic Wireless Sensor Module (GWSM) detects empty parking spaces using geomagnetic sensors located on each parking bay and provides parking bay information in real time to encourage drivers to park quickly, and supports monitoring of various statistical data and carpark operations.
In particular, reliability has been enhanced by integrating geomagnetic sensor technology with LiDAR sensor technology.

Features.

- Robust Design for Outdoor
- Heighten Efficiency and Profitability
- Geomagnetic + LiDAR sensor Technology
- Wireless Control Module <- Wireless Sensor Module(Max. 30 WSMs)



Specification.

Model Number	JDI_GWSM_1000
Power Supply	DC 2.5V ~ 4.2V
Sensing	Geomagnetic & LiDAR
Communication to WSCM	RF Wireless(915MHz)
Battery	Li-on Battery
Battery Life Time	5 years + 5 years(Charing by Solar Panel)
Solar Charing Type	4.5V
Installation Type	Mounting
Antenna	PCB Internal Antenna
Working Temperature	-30℃ ~ 80℃
Material	Nylon
Dimensions(WxDxH)	212 x 138 x 40(mm)

Video Parking Guidance Sensor

Model Number : JDI_VPGS_1000

Video Parking Guidance System (VPGS) uses a 360 degree omnidirectional camera equipped on Video Parking Guidance Sensor to recognize number plate and supporting user to navigating their parking location by interlocking Smart Kiosk. The Video Parking Guidance Sensor supports number plate recognition and occupancy check for maximum 8 parking bays at a time or only occupancy checking for maximum 12 parking bays can be fulfilled by single sensor due to the requirement & design.





Features.

- Omnidirectional Camera & LED Light com compose VPGS sensor
- Supporting Self-Detection for occupancy checking in case of network failure
- To monitor long-term parking via software alarm
- Parking availability can be displayed through entrance/zone display
- All in one type (Camera Sensor + LED Light + Control Board)
- Supporting 4 different Light colors : Red, Green, Blue, Yellow

Specification.

Model Number	JDI_VPGS_1000
Power Supply	POE (IEEE802.3af,Class3) / 12VDC
Dimensions(WxDxH)	176 x 99 x 67(mm)
Image Sensor	1/2.3" 12M Progressive Scan CMOS
Total Pixel	12Mega Pixel
Effective Pixels	4,168(H) x 3,062(V)
Min illumination	Color : 0.6 Lux @ (F1.2), B/W: 0.08 Lux @ (F1.2)
Lens	38.4 x 38.6mm
Network	Ethernet, RJ45 (10/100BASE-T)
Video compression	H.264, MPEG4, MJPEG, H.265Resolution
Resolution	4000 x 3000
IP	IPv4, IPv6
API	ONVIF
ENVIRONMENTAL	-20℃ ~+70℃
Lamp Luminous Intensity	Red: 500~1000mcd, Blue:260~560mcd, Green:1200~1800mcd Yellow:1400mcd

Central Control Module

Model Number : JDI_CCM_1000

It receives status information from Ultrasonic Sensor Module associated with multiple Sensor Control Modules and delivers the data back to the Parking Guidance System Server. It also forwards control commands from the Parking Guidance System Server to the connected Sensor Control Modules.



Features.

- Supporting mutual communication to Sensor Control Module and Display Module

Specification.

Model Number	JDI_CCM_1000
Power Supply	AC220V ± 10%, 50/60Hz
Power Consumption	5W
Current Consumption	20mA
Working Temperature	-20℃ ~ 80℃
Installation Type	Mounting
Communication	Parking Guidance System Server ← Central Control Module : TCP/IP
	Central Control Module ← Wireless or Sensor Control Module : RS-485
	Central Control Module ← Entry / Zone Display Module : RS-485
Node	15
Material	Steel
Dimensions(WxDxH)	300 x 160 x 45(mm)

Sensor Control Module

Model Number : JDI_SCM_1000

It is connected directly to Ultrasonic Sensor Module and Local Guidance Module. It receives status information from connected Ultrasonic Sensor Modules and forwards it to the Central Control Module, and controls Local Guidance Modules according to the status information effectively.



Features.

- Supporting mutual communication to Sensor Module and Guidance Module

Specification.

Model Number	JDI_SCM_1000
Power Supply	AC220V ± 10%, 50/60Hz
Power Consumption	5W
Current Consumption	20mA
Working Temperature	-20℃ ~ 80℃
Installation Type	Mounting
Communication	Central Control Module <- Sensor Control Module : RS485
	Sensor Control Module <- Ultrasonic Module : DC PLC
Node	120
Material	Steel
Dimensions(WxDxH)	212 x 138 x 40(mm)

Wireless Sensor Control Module

Model Number : JDI_WSCM_1000

It is wireless connected to Wireless Sensor Module. It receives status information from connected Wireless Sensor Modules and forwards it to the Central Control Module effectively.



Features.

- Supporting mutual communication to Wireless Sensor Module without network cable

Specification.

Model Number	JDI_WSCM_1000
Power Supply	AC220V ± 10%, 50/60Hz
Power Consumption	5W
Current Consumption	
Working Temperature	-20℃ ~ 60℃
Installation Type	Hanging
Communication	Central Control Module <- Wireless Sensor Control Module : RS485
	Wireless Sensor Control Module <- Wireless Sensor Module : Radio Frequency
Node	15
Antenna	External Antenna (Coverage : Max. 50m depends on the site environment)
Frequency	RF 915 MHz
Material	Flame Retardant ABS
Dimensions(WxDxH)	300 x 400 x 180(mm)

Block Guidance Module

Model Number : JDI_BGM_1000

The Block Guidance Module assists guest to know status of the parking bay. Either vacant or occupied, the information will be displayed by different color of LED Light.



Features.

- Securing visibility, preventing traffic congestion

Specification.

Model Number	JDI_BGM_1000
Power Supply	DC24V
Power Consumption	5W
Current Consumption	20mA
Working Temperature	-20℃ ~ 60℃
Installation Type	Hanging
Communication	Sensor Control Module <- Block Guidance Module : DC Power Line Communication
Material	Acrylic & Aluminum
Dimensions(WxDxH)	

Manual Gate Switch

Model Number : JDI_MGS_1000

This Open Manual Switch allows operator or security guard to respond rapidly by manually turns OPEN/CLOSED of the Auto. Barrier remotely on special cases appear.



Features.

- Remote control device to control Auto. Barrier

Specification.

Model Number	JDI_MGS_1000
Channel	1ch / 2ch
Communication	RJ45 Terminal(To Control Board in Barrier)
Operating Environment	Indoor
Material	ABS
Dimensions(WxDxH)	90 x 130 x 27(mm)

Loop Coil

Model Number : JDI_LC_1000

This loop coil receives a constant high-frequency magnetic field signal from the vehicle detector to detect when a vehicle enters. Working as sensor that transmits the magnetic signal to the detector and should be installed according to the proper installation guide line.



Features.

- Higher sensing stability with tin-plated buried type loop coil

Specification.

Model Number	JDI_LC_1000
Cable Length	2m
Cable Material	Tin-plated waterproof
Installation Type	Buried and Pulling
Installation Depth	50mm
Lifecycle	semi-permanent
Separation Distance	100mm ~ 800mm from metal



Catalogue

Management Server Computer

Parking Access Control System

Model Number :
JDI_ACS_1000

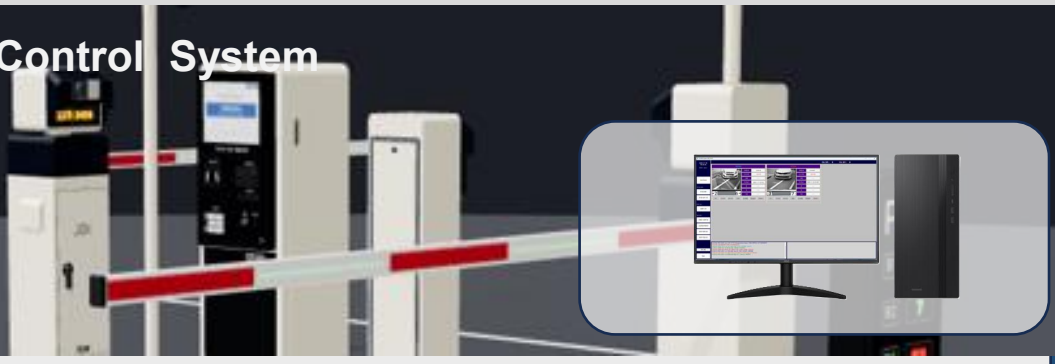



The ACS Workstation is usually located at the building management office or security post to control vehicle access through powerful Access Control System Software in real time. Using this Access Control System Software, operator can control Auto. Barrier remotely and monitor every entry and exit efficiently.

Features.

- Monitoring : Status of Entry, Exit, Equipment, Visitor Record
- Registration : Season Pass, Whitelist, Blacklist, Visitor reservation feature
- Registration and automated access for emergency vehicles (fire, ambulance, etc.)
- Report : Excel format Report
- Other Features : Auto. Barrier Remote Control, System Settings, etc.

Specification.

Model Number	JDI_ACS_1000
Power Supply	AC220V ± 10%, 50/60Hz
Operation System	Windows 11
Processor	Intel i5
Memory	16G DDR4
Internal Storage	2TB HDD
Database	MySQL
Network	Tcp/IP
Installation Type	Desktop

PMS Server System

Model Number :
JDI_VPGS_1000



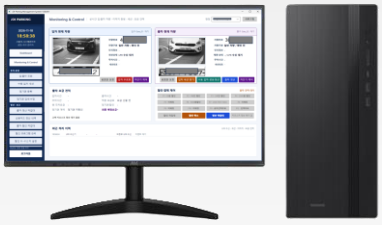

Session- and API-based Unmanned Parking Fee Management System.

This is an unmanned parking fee management system that integrates with web-based discount servers and parking control equipment to handle various types of operational errors that may occur on-site.

Features.

- Transparent Cashless System
- Discount Application : WEB Discount, Qr-Code Voucher, Manual Discount
- Various payment features : Credit, Debit cards, Easy Payment
- Report : Excel format Report
- Registration

Specification.

Model Number	JDI_ACS_1000
Power Supply	AC220V ± 10%, 50/60Hz
Operation System	Windows 11
Processor	Intel i5
Memory	16G DDR4
Internal Storage	2TB HDD
Database	MySQL
Network	Tcp/IP
Installation Type	Desktop

WEB Discount Server System

Model Number :
JDI_WDS_1000

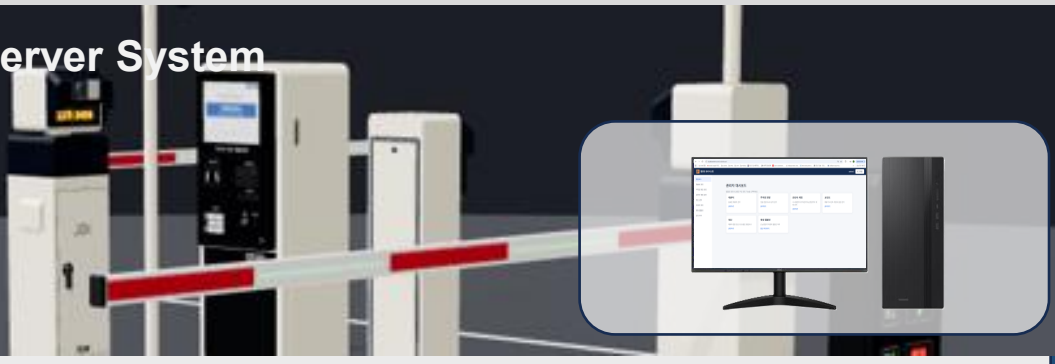

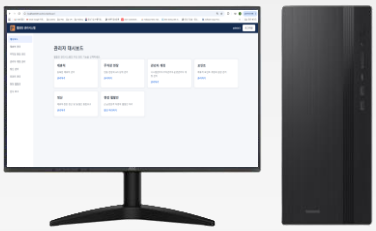

By integrating with the PMS server, you can process advance guest discounts via a web-based discount server.

This system offers convenient access, as the web-based discount server can be reached from various devices, including computers, tablets, and mobile phones.



Features.

- Provides account management functions, including the registration and modification of affiliated partners
- Provides features for issuing points and handling settlements
- Applicable to multiple parking locations
- For users: Allows registration of advance parking discounts and monitoring of web-based discount usage history

Specification.

Model Number	JDI_WDS_1000
Power Supply	AC220V ± 10%, 50/60Hz
Operation System	Windows 11
Processor	Intel i5
Memory	16G DDR4
Internal Storage	2TB HDD
Database	MySQL
Network	Tcp/IP
Installation Type	Desktop

Entrance 4 Side Capture System

Model Number :
JDI_E4SC_1000

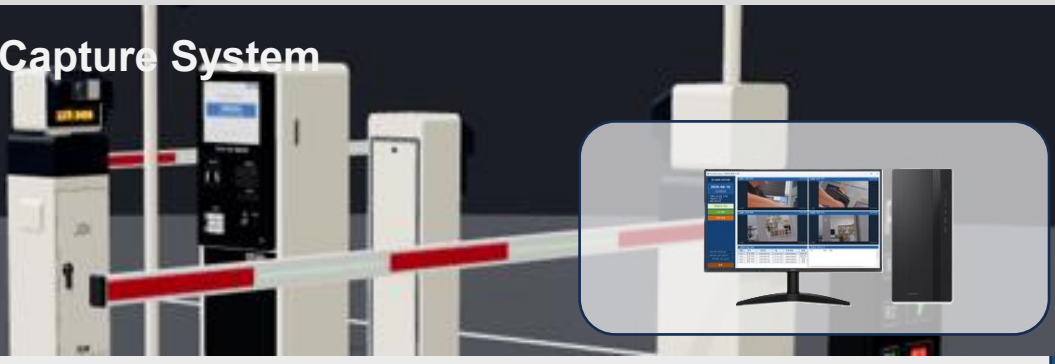



Installed at the parking lot entrance, this system captures footage of all four sides of a vehicle.
It integrates with the entrance ANPR (Automatic Number Plate Recognition) system to record the vehicle as it stops upon entry. A license plate search feature is also provided to enhance management convenience.

Features.

- 4-Sided Imaging System with ANPR Integration
- Vehicle License Plate Search Function
- Verification of a Vehicle's Exterior Condition Upon Entry via 4-Sided Still Image Retrieval

Specification.

Model Number	JDI_E4SC_1000
Power Supply	AC220V ± 10%, 50/60Hz
Operation System	Windows 11
Processor	Intel i5
Memory	16G DDR4
Internal Storage	2TB HDD
Database	MySQL
Network	Tcp/IP
Installation Type	Desktop

Ultrasonic & Geomagnetic Sensor Guidance System

Model Number :
JDI_UPGS_1000

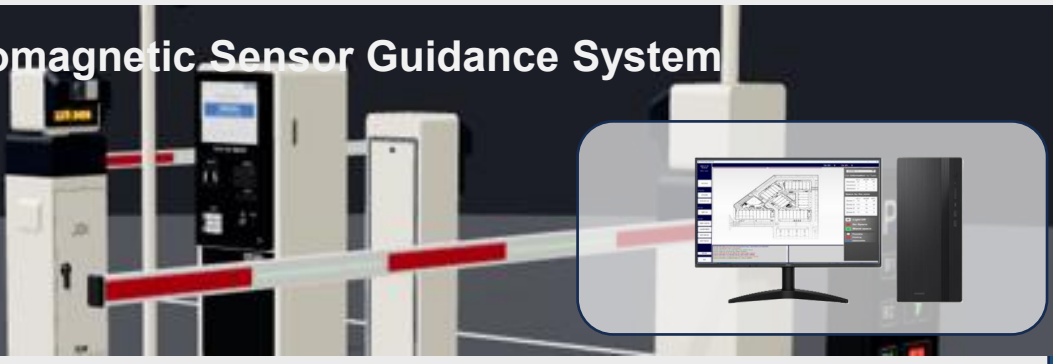



This PGS software supports both Ultrasonic Parking Guidance System and Geomagnetic Parking Guidance System. Ultrasonic Parking Guidance System is suitable to cover indoor carpark to check the condition of the parking bays and quickly guide driver to park in an vacant parking bay. Geomagnetic Parking Guidance System is for outdoor carpark to offer the same functions as Ultrasonic Parking Guidance System. Complex implementation of UPGS and GPGS is possible, and by one workstation and software operator can operate two different system.



Features.

- Ultrasonic & Geomagnetic Parking Guidance
- The PGS software provides in real time the monitoring
- This is essential system for carpark that saves visitors' time and fuel and provides convenience by guiding visitors to vacant parking bays safely and quickly from the entrance of the carpark to the parking bay.

Specification.

Model Number	JDI_UPGS_1000
Power Supply	AC220V ± 10%, 50/60Hz
Operation System	Windows 11
Processor	Intel i5
Memory	16G DDR4
Internal Storage	2TB HDD
Database	MySQL
Network	Tcp/IP
Installation Type	Desktop

Video Parking Guidance System

Model Number :
JDI_VPGS_1000

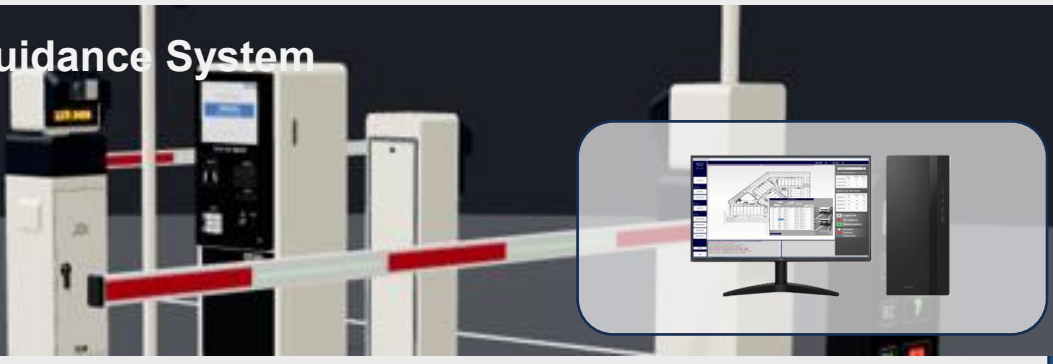



Video Parking Guidance System is a next-generation parking guidance system, which can detect the status of multiple parking bays using an omnidirectional camera sensor. This camera sensor is equipped with number recognition technology, which helps guest to search through the kiosk where they parked their vehicle quickly. It is smart solution that able to improve performance of parking facilities and giving convenience to guests who uses parking service.

Features.



- My Parking Zone Application
- It is a feature to help drivers to find their cars within the shortest time.
- Enhancing Security Point
- The Camera sensor at each space ensures high security inside car park
- Economical System
- Single camera sensor provides real-time security, monitors license plates and occupancy for up to 8 parking spaces

Specification.

Model Number	JDI_VPGS_1000
Power Supply	AC220V ± 10%, 50/60Hz
Operation System	Windows 11
Processor	Intel i7
Memory	32G DDR4
Internal Storage	2TB HDD
Database	MySQL
Network	Tcp/IP
Installation Type	Desktop



Catalogue

Smart Parking Solution

Smart Parking Management System

Fee settlement system incorporating AI and deep learning-based vehicle license plate recognition technology

Entrance 4 Side Capture



- Entrance still image capture
- Photograph 4-sides of the vehicle's exterior
- ANPR API Integration
- Data search using the vehicle license plate number

Entrance Display Module



- Display indicates available parking bays
- Real time update parking bay status
- RS485, Tcp/IP
- PGS API Integration



ANPR & Auto BARRIER



- License Plate Recognition
- AI & Deep Learning Based
- BLDC Motor
- Vehicle Detector
- LED BAR(Red / Green)
- LED Display

Auto Pay Station



- 15" Touch Screen
- Credit & Debit Card, Easy Payment
- Qr-Code Reader
- Thermal Receipt Printer
- ANPR & PMS API Integration
- VoIP Intercom

ACS Server



PMS Server



WEB Discount Server



4-Side Capture





Transparent Cashless System

- Automatic parking fee computation and collection
- Integrated with cashless payment application
- Credit / Debit Card, Easy-Payment, Web-discount. QR Code Discount Voucher
- Provides a payment feature and extending for season passes.
- Parking fee non-payment processing and payment function.



Discount Application

- Operator might gain another revenue by selling the discount ticket.
- Operator can see the discount transaction but tenant also can monitor their current status of discount coupon.
- It is a win-win business model for operator and tenants to attract more customers to their building and shop.



Statistic Report

- Operation can review reports on multiple information occurring in carpark through a powerful report function.
- Revenue, number od daily visitors, season passers, and discount status
- It can be extracted in the form of a report and used for audit and account.

Smart Parking Guidance System

Smart Parking Guidance System comprised of Video / Ultrasonic / Geomagnetic Sensor

Video Parking Guidance

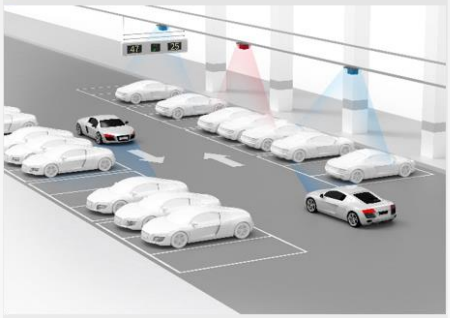

Designed for iconic and mega carpark.
Up to 12 bays can be detected by a single sensor

Ultrasonic Guidance



Traditional, but appropriate system for small and medium carpark

Geomagnetic Guidance

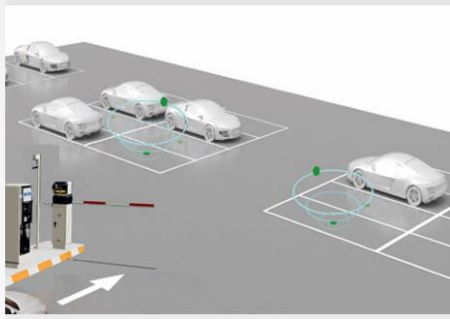

The incredibly easy-installation and efficient performance is more accurate than ever

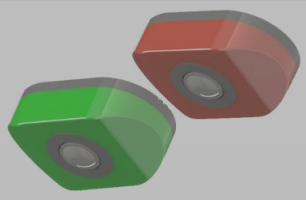











- Video Parking Guidance
- Ultrasonic Parking Guidance
- Geomagnetic & LiDAR Parking Guidance
- Best Parking Guidance Software
- Advantage for building visitors
- Advantage for building owners

Smart Parking Guidance System

Ultrasonic & Geomagnetic Sensor

Ultrasonic Parking Guidance

All in one

- Each Sensor detects each bay
- LED Lamp (Green : vacant / Red : occupied)
- Real time checking occupation status

All in one

Separate

Separate

- Effective Statistic Report
- Power Line Communication
- 2 different sensor type (All in one / Separate)

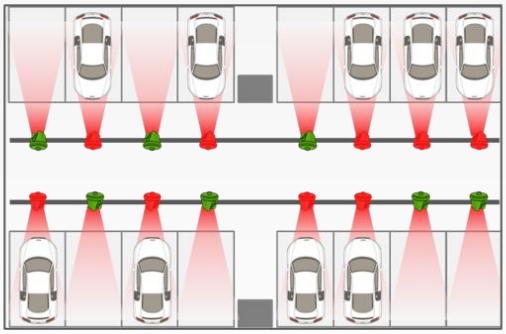

Ultrasonic Parking Guidance

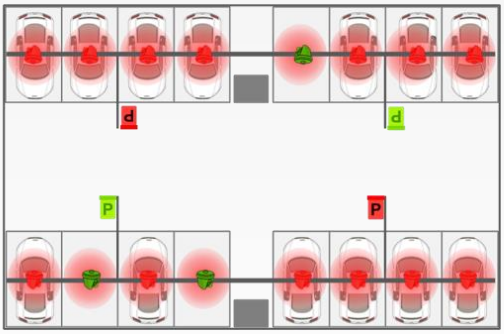

[Diagonal Type]

[Vertical Type]

Geomagnetic Parking Guidance(Geomagnetic + LiDAR)



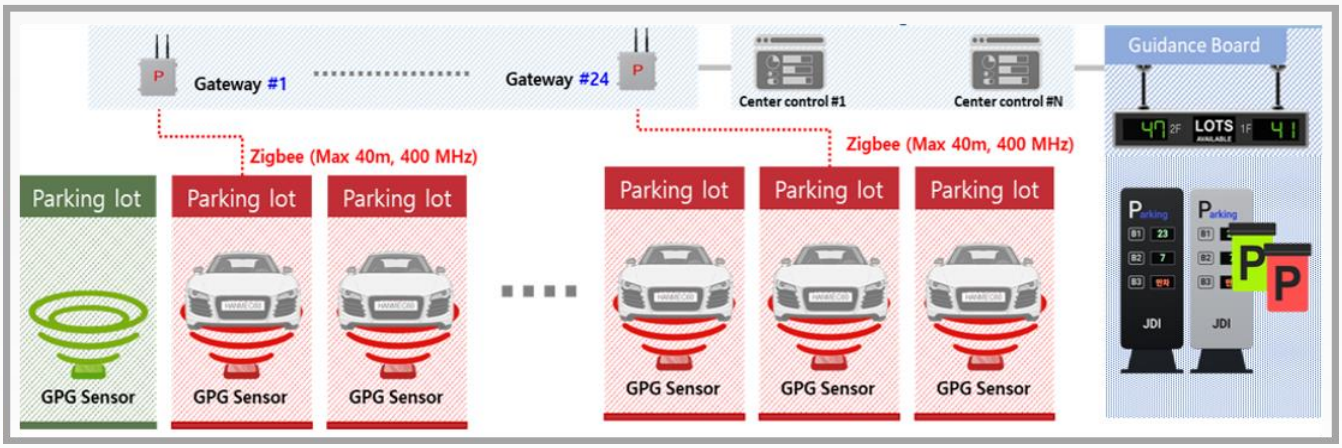

On-street ANPR system

Small-scale off-street and on-street parking facilities

Vehicle license plate recognition technology incorporating Object detection and vehicle-sensing technologies

Unmanned parking system with no space constraints or loss of parking capacity



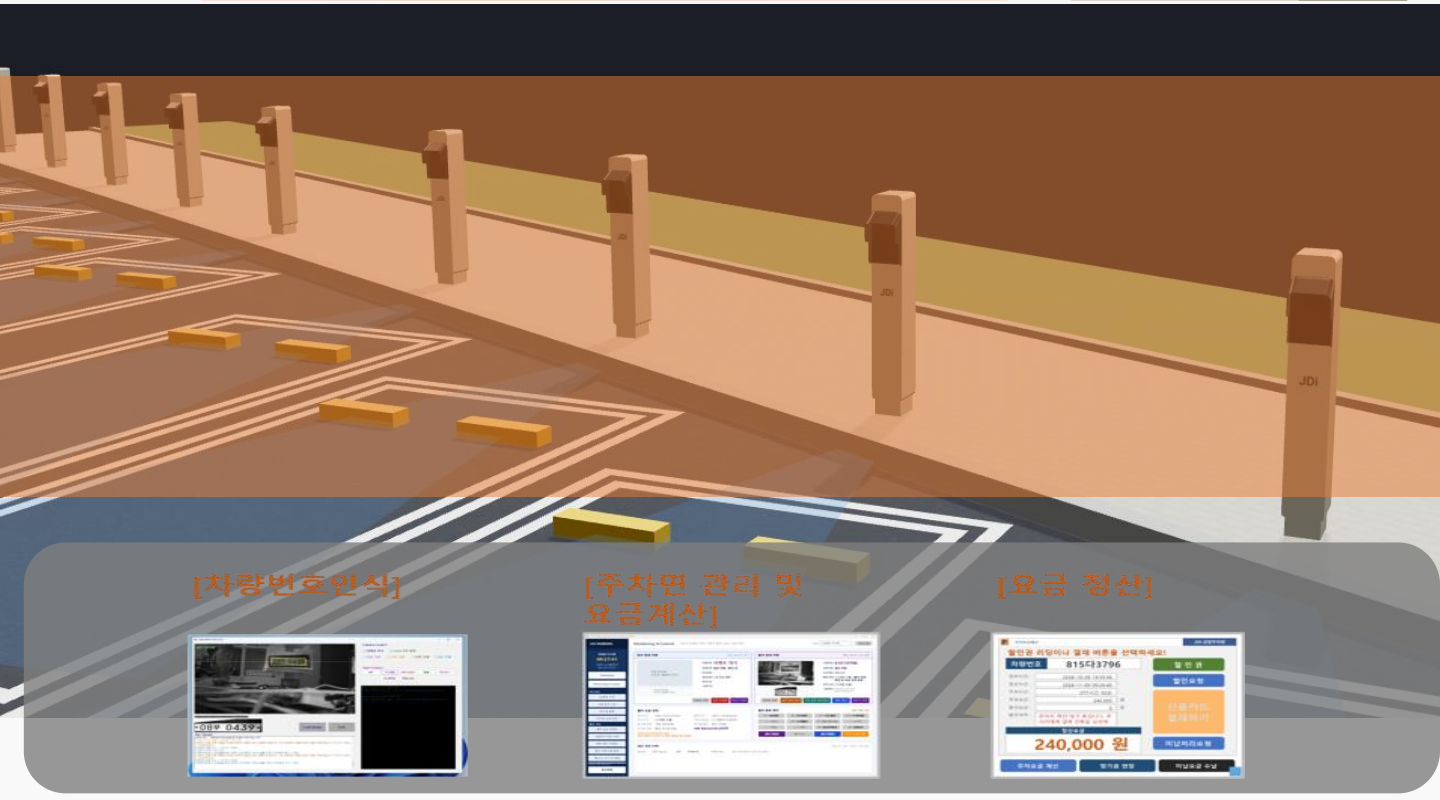

Economical System

It enables the management of small, scattered parking spaces, such as on-street parking areas or small off-street parking lots.

Easy Management & Operation

Unmanned parking operations allow for remote management.

Enhances vehicle detection capabilities by integrating video-based object recognition and sensor technologies.

Off-street ANPR system



Small-scale off-street and on-street parking facilities

Vehicle license plate recognition technology incorporating Object detection and vehicle-sensing technologies

Unmanned parking system with no space constraints or loss of parking capacity

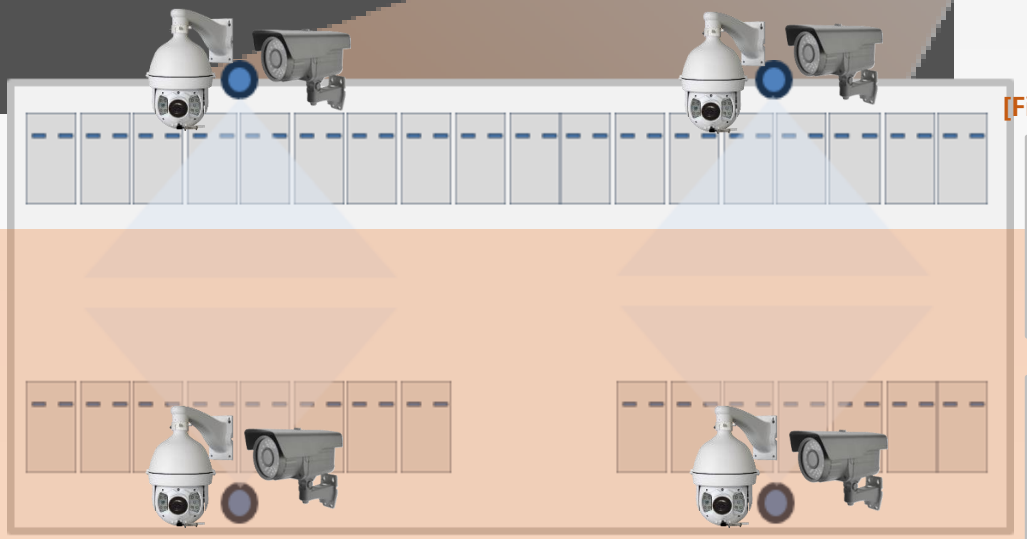

원거리 고정형 카메라 + PTZ 카메라

[Fixed long-range Camera]



[PTZ ANPR]



[차량번호인식]



[주차면 관리 및 요금계산]



[요금 정산]







Economical System

It enables the management of small, scattered parking spaces, such as on-street parking areas or small off-street parking lots.



Easy Management & Operation

Unmanned parking operations allow for remote management.

Enhances vehicle detection capabilities by integrating video-based object recognition and sensor technologies.



Catalogue

IoT Solution



Temperature & Humidity Controller

Manages the panel environment by measuring temperature and humidity.

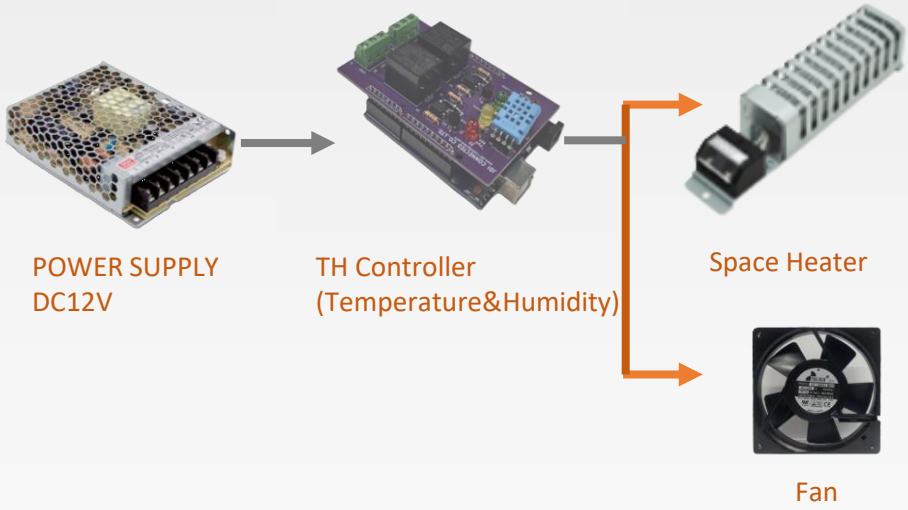

2CH Power Controller

Through a web server, you can access the server and control the power of devices using a computer, tablet, or mobile phone.



Bluetooth Vehicle Barrier Controller

Controls a vehicle barrier using a mobile phone via Bluetooth communication.



POWER SUPPLY
DC12V



Bluetooth Controller





(Gate Open / Close)

Web Server-based Vehicle Barrier Controller

Through a web server, you can access and control the IoT-devices using a computer, tablet, or mobile phone.



POWER SUPPLY
DC12V



WEB Server IoT Controller



(Gate Open / Close)

[Access & Control via PC or mobile phone]

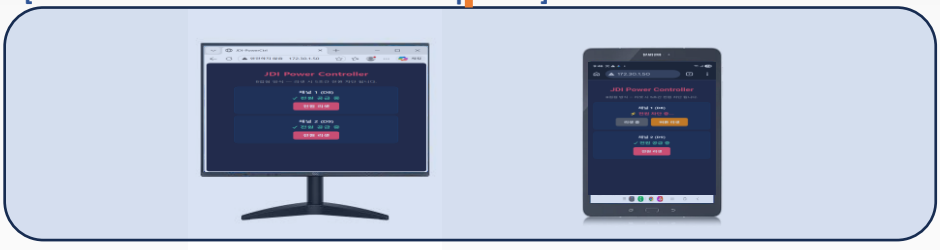

※ Traditional remote controls present issues such as limited battery life, difficulty in distribution, and the risk of being lost.

조직도

㈜제이디아이커넥티드

경영관리부	기술부	연구개발부	영업부	AS & CALL
재무총무팀	기술1팀	개발1팀	영업1팀	서비스1팀
구매자재팀	기술2팀	개발2팀	영업2팀	서비스2팀
				콜센터

오시는 길

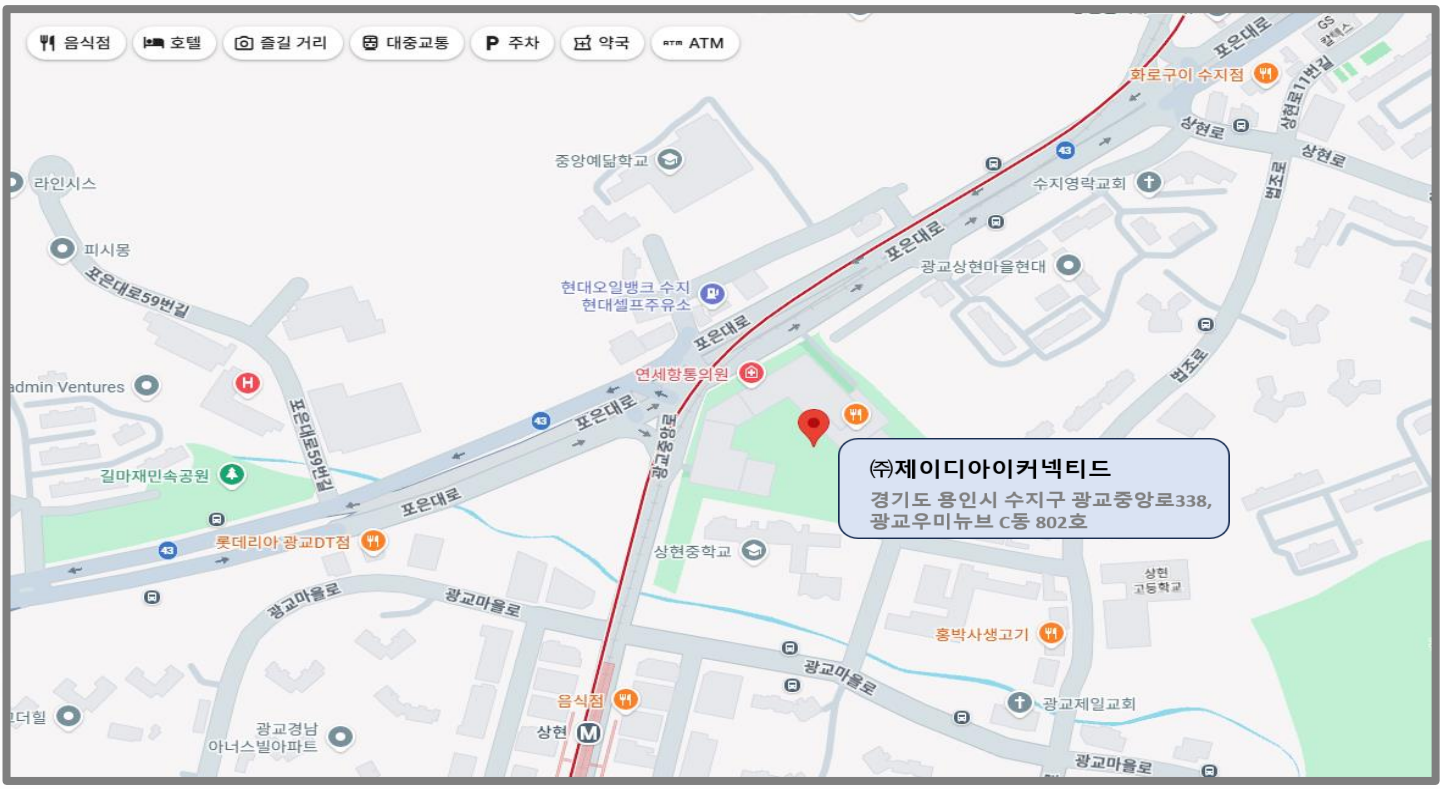



주식회사 제이디아이커넥티드
JDI CONNECTED Co.,Ltd.

16942경기도 용인시 수지구 광교중앙로 338,
광교우미뉴브 C동 802호

Tel : +82 031-211-6547 Fax : +82 031-211-6548 Email : jdi_connected@daum.net



Catalogue

차량차단기 바 외 소모품

차량차단기 바 리모컨 송/수신기 영수롤지 블루투스 차단기 컨트롤러

차량차단기 직선바



- 차량차단기 LED 3M 직선 차단바
- 출장 설치 가능(출장거리에 따라 요금이 달라집니다. 문의 필수)

리모컨 송신기 & 수신기



- 차량차단기 LED 3M 직선 차단바
- 출장 설치 가능(출장거리에 따라 요금이 달라집니다. 문의 필수)

영수롤지



- 열전사 영수증 롤지 60/80mm
- 1Box, 50롤

차량차단기 바 리모콘 송/수신기 영수롤지 블루투스 차단기 컨트롤러

블루투스 차단기 컨트롤러





- 휴대폰 블루투스 통신 앱을 통해 차량차단기 제어
- 차량차단기 열림, 닫힘 제어 2채널 제어기
- 앱 및 설치 매뉴얼 제공
- 출장 설치 가능(출장거리에 따라 요금이 달라집니다. 문의 필수)

차량차단기 설치용 스틸 베이스(아일랜드)



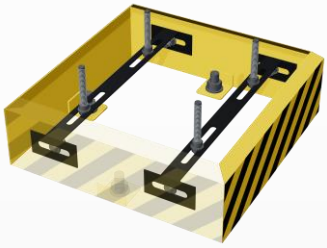



- 규격 (W D H) : 450 x 450 x 150
- 재질 : 1.6T 스틸 도색
- 차량차단기 고정 위치 조정으로 모든 차단기 설치 가능
- 설치 방법 : 몸체를 바닥에 고정, 차단기 베이스 규격에 맞게 볼트 조정 및 차단기 고정, 콘크리트 타설
- 출장 설치 가능(출장거리에 따라 요금이 달라집니다. 문의 필수)

판매자 기본 정보

상호명	주식회사 제이디아이커넥티드	대표자명	이순기
주소	16942 경기도 용인시 수지구 광교중앙로338, 광교우미뉴브 C동 802호		
사업자등록번호	714 - 86 - 03885	은행계좌번호	국민은행 786101-00-118299
상담 및 주문	031-211-6547, jdi_connected@daum.net		